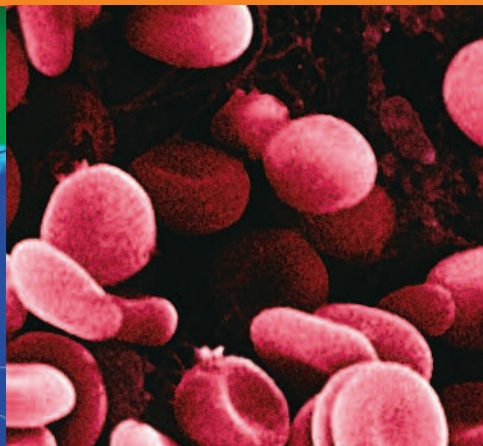
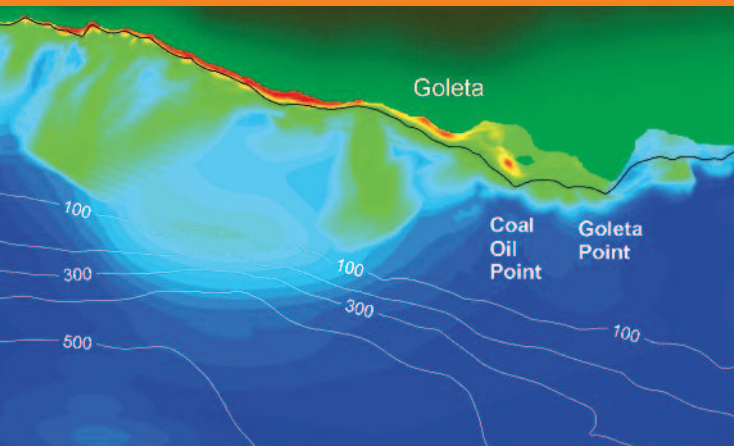




# To discover hidden data, start here.



CSA Illustrata™ : Natural Sciences



# Now you can quickly locate data contained in leading journal articles



## CSA Illustrata: Natural Sciences from ProQuest is the first resource that reveals the most pertinent search results through deep indexing

**CSA Illustrata: Natural Sciences transforms your research** with groundbreaking deep indexing to reveal results that would be missed with traditional article-level indexing and full-text searching. Deep indexing is the innovative process by which ProQuest creates metadata for high-value graphical objects (tables, figures, etc.) which can be found hidden within journal articles.

### With **CSA Illustrata: Natural Sciences** you can:

- Uncover critical data that would not be easily found via traditional searching
- Improve research efficiency by quickly identifying the most relevant results
- Search an index of over a million images in articles from nearly 1,000 international journals
- Search within and across a variety of subject areas
- Maximize journal subscriptions through more powerful searches with linking to the full-text articles

### Take your research to the next level:

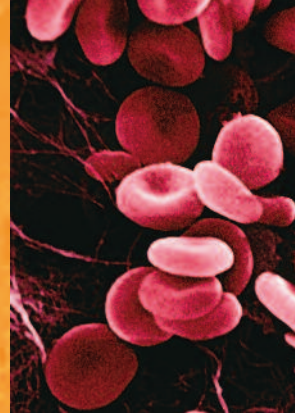
- Conduct innovative research with discoveries in unforeseen places
- Enhance research impact by:
  - Generating hypotheses
  - Comparing data
  - Writing review papers, journal articles, and research proposals
  - Developing new formulae and models
  - Performing meta-analyses
- Combine searches with other databases on the *CSA Illumina* platform

**CSA Illustrata: Natural Sciences is expanding rapidly** with a continuously-growing collection of records from an increasing number of key academic journals. These continual enhancements to *CSA Illustrata: Natural Sciences* and the *CSA Illumina* platform ensure our ability to anticipate researchers' needs. Additional releases in the series are planned, beginning with *CSA Illustrata: Technology*.

---

Find out how **CSA Illustrata: Natural Sciences** can transform your research. To see an interesting, brief video and demo as well as a white paper, journal list, and more on this groundbreaking resource GO TO [www.proquest.co.uk/go/csaiillustrata](http://www.proquest.co.uk/go/csaiillustrata)

# Deep indexing reveals the distilled essence of research



## CSA Illustrata: Natural Sciences was developed with researchers and librarians to improve the precision, efficiency, and relevance of searches

With traditional article-level and full-text indexing searches, data contained in images is all but invisible. This is because specific information about graphical objects does not appear in any index — there are no indexing ‘hooks’ in the title, abstract, or caption.

But with **CSA Illustrata: Natural Sciences**, graphical objects are deeply indexed so users can locate relevant research with pinpoint accuracy. Each object is classified by one or more general categories. This allows researchers to learn about the actual data collected, observed, or modeled and quickly determine if it is relevant to their work.

### Deep indexing that’s used for precision searching includes:

- Subject Indexing: Key variables presented in the figure or table
- Geographic Indexing: All applicable geographic terms
- Taxonomic Indexing: Latin names of organisms are included when appropriate
- Statistical Indexing: Any standard statistical term relevant to a particular data display
- Other Relevant Data: An indication of whether the table or figure contains either an empirical or theoretical predictive model

### Search within and across a wide range of subject areas:

- Agriculture
- Biology
- Conservation
- Earth Sciences
- Environmental Studies
- Geology
- Medical Sciences
- Meteorology
- Pharmacology
- Water Resources
- And more

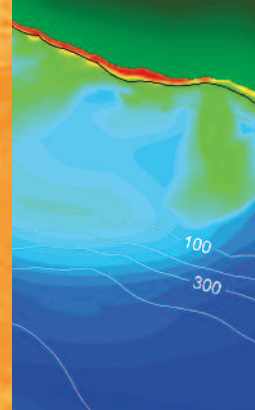


An example of a record that relates to Biology, Medical Sciences, and Pharmacology.



An example of a record that relates to Geology, Conservation, and Environmental Studies.

# Deep indexing of tables and figures locates relevant data with precision and accuracy



Search over a million indexed images with subscription-sensitive article links to articles from nearly 1,000 international journals


## Publishers include:

- American Meteorological Society
- BioMed Central Ltd.
- BioOne
- Cambridge University Press
- Geological Society of America
- Hindawi Publishing Corp.
- IOS Press
- National Research Council of Canada
- Oxford University Press
- Public Library of Science
- PubMed

## Graphical objects include:

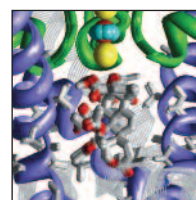
### Graphs

- 3D Surface Plot
- Area Chart
- Box Plot
- Cluster Diagram
- Contour Plot
- Histogram/Bar Chart
- Line Graph
- Pie Chart
- Polar Plot
- Rose Diagram
- Scatter Plot
- Spectral Analysis
- Spectrogram
- Time Series Plot
- Triangle Plot
- Vector/Raster Diagram



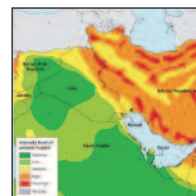
## Illustrations

- Chemical Structure
- Equipment Illustration
- Flow Chart
- Gene/Protein—Maps & Sequences
- Molecular Structure
- Organism Ultrastructure Illustration
- Schematic
- Schematic—Genetic Evolutionary Tree
- Venn Diagram
- Vertical Section Illustration



## Maps

- Bathymetric Map
- Geological Map
- Study Site Map
- Topographic Map



## Photographs

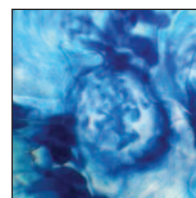
- Dot Blots
- Equipment Photograph
- Gel
- Microwell Plates
- Organism Photograph
- Organism Ultrastructure Photograph
- Photomicrograph
- Photomicrograph—Ultrastructure
- Satellite Image
- Study Site Photograph
- Vertical Section Photograph



## Tables

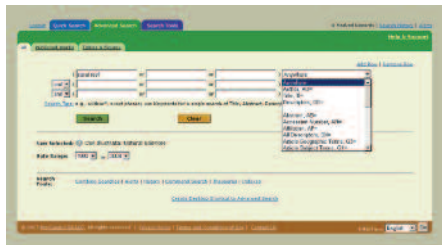
Intensity level	Heat Index	Notes
Very high	130°F or higher (49°C or higher)	Heat stroke is common
High	125–130°F (41–54°C)	Severe risk; muscle cramps likely; heat exhaustion possible
Moderate	100–120°F (38–49°C)	Severe risk; muscle cramps possible; heat exhaustion possible
Low	80–90°F (27–32°C)	Extreme more likely
Very low	70–80°F (21–27°C)	Heat stroke is rare

## Transmission/Emission Images



# Seamless navigation makes searching and browsing virtually effortless with CSA Illustrata: Natural Sciences

Records include thumbnail images, captions, bibliographic details, hyperlinked index terms, abstracts — and subscription-sensitive links to the full-text article from any search result or record display.



## Advanced Search:


A targeted search locates specific index terms from a pull-down menu.



## Quick Search Results:

A scroll through records can lead to new discoveries from related and seemingly unrelated data.

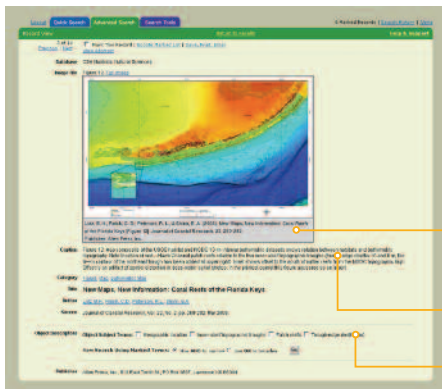
- Brief description of article aids in searching and browsing
- Mouse-over provides description of each image for quick browsing
- Indexing terms used in search



## Abstract Record Display:

The Abstract Record Display includes descriptions for article and object subject terms to aid in additional searches.

- All figures and tables in article are displayed together
- Mouse-over makes it easy to review data quickly
- Abstract provides a quick synopsis of findings



## Full Object Record Display:

Many records display images at full size depending upon publisher permission. Soon, a copyright module will be added that provides information on image rights and the ability to secure specific permission for re-use, if needed, through the Copyright Clearance Center.

- Image label includes publisher information
- Full caption for figure
- Indexing terms for figure

# Introducing the most innovative research advancement in decades – CSA Illustrata: Natural Sciences

“CSA *Illustrata* is an innovative research tool. The deep indexing of tables, figures, and images increases the accessibility of scholarly literature.”

– Steven Adams, Biological and Life Sciences Librarian, Princeton University, Nov. 29, 2007

“CSA *Illustrata* is a breakthrough product, opening up the wealth of data previously hidden in article graphics.”

– Marydee Ojala, Information Today, 2007

“... this database offers unique content and an easily navigable search interface. Summing up: highly recommended.”

– M. Burright, CHOICE, August 2007 (CHOICE 2007 Outstanding Academic Title Selection)

“This is definitely going to make our job so much easier ... It does the searching for you.”

– Van Afes, Director, Waldman Dental Library/Associate Director, Ehrman Medical Library at New York University, and participant in testing of CSA *Illustrata: Natural Sciences*, 2007

## Orders and enquiries

### International Headquarters

marketing@proquest.co.uk

### North America

pqsales@il.proquest.com

### Europe

#### Spain

editor@spain.proquest.com

### Middle East

#### Dubai

middle.east@proquest.co.uk

### Asia Pacific

#### Australia and New Zealand

sales@anz.proquest.com

#### China

saleschina@asia.proquest.com

#### Hong Kong, Macau and Taipei

sales@asia.proquest.com

#### Japan

sales@japan.proquest.com

#### Korea and Taiwan

pqsales@asia.proquest.com

#### South East Asia

sales@asia.proquest.com

### Latin America

#### Brazil

sales@latin.proquest.com

For your free trial, email  
**marketing@proquest.co.uk**  
and quote the code below:

**MKT  
1122 08**

[www.proquest.co.uk](http://www.proquest.co.uk)